

Club Bytes




Brought to you by the Lake Gaston Computer Club



Word of the Month – Doxing

Doxing is the practice of posting someone's personal information online without their consent. Doxers aim to reveal information that can move their conflict with their targets from the internet to the real world, including home addresses, employers, social security numbers, private correspondence, and criminal history or otherwise embarrassing personal details.

https://www.youtube.com/watch?v=Yw_VQnyQ7jY&feature=youtu.be&app=desktop



How to Use Incognito Mode in Google Chrome for Android




JOE FEDEWA [@TALLSHMO](#)

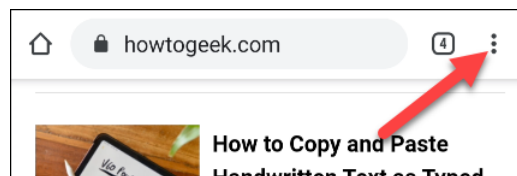
Google Chrome was one of the first browsers to support a built-in [private-browsing mode](#). Incognito mode is now available in Chrome on every platform, including Android. We'll show you how to use this important privacy feature.

Before we begin, you should know what Incognito Mode does and doesn't do. Its purpose is to prevent Chrome from saving your browsing history, cookies, information you've typed in forms, and other site data. What Incognito Mode *doesn't* do is make you invisible on the web. Websites and your internet service provider can still see your activity. Additionally, downloaded files and bookmarks are still stored. If you want your activity to be completely invisible, [you'll need a VPN](#).

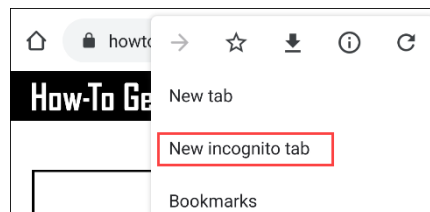
Using Incognito Mode on Android is quite simple. First, open the [Chrome browser](#) on your Android phone or tablet.



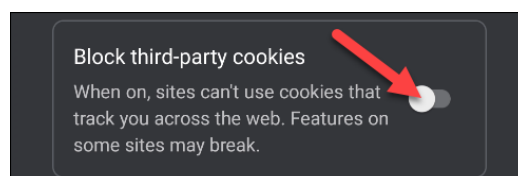
Next, tap the three vertical dots at the top right.



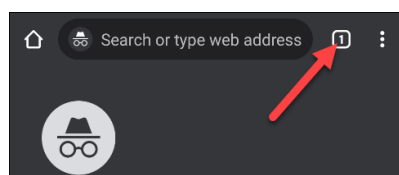
Select “New Incognito Tab” from the list.



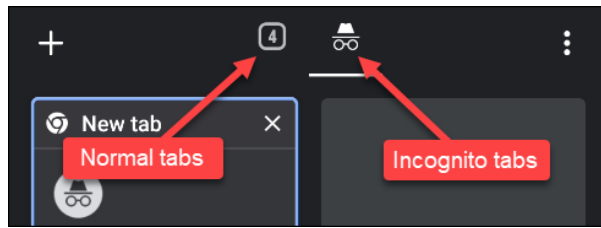
You’re now in Google Chrome’s Incognito Mode. One last thing you can do for some extra privacy is toggle-On the “Block Third-Party Cookies” option.



You’ll now have an Incognito tab next to the others. Tap the tab button at the top to see all your open Chrome tabs.



Tabs are separated into two groups at the top; the hat and glasses icon are the Incognito group.



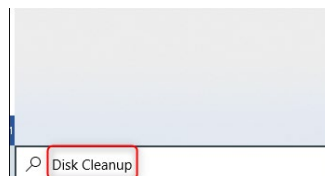
That's it! You can now easily switch to Incognito mode in Google Chrome on Android any time you want to browse the web with a little more privacy.



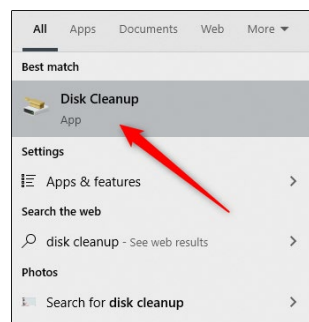
How to Clear Your PC's Cache in Windows 10

As with [clearing the cache in your browser](#), clearing the cache in Windows is a good start for troubleshooting system issues, improving system performance, and freeing up disk space. Here's how to clear your cache in Windows 10.

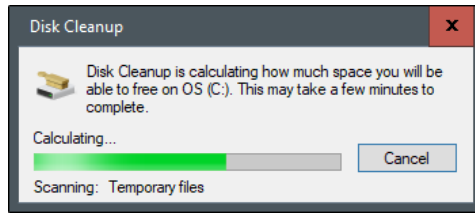
To clear the temporary files cache, enter "[Disk Cleanup](#)" in the Windows search bar found in the bottom-left corner of the desktop.



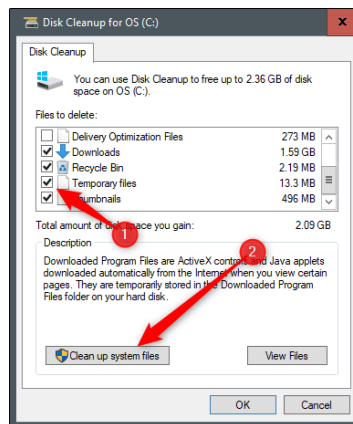
Select the "Disk Cleanup" app, which will appear in the Windows search results.



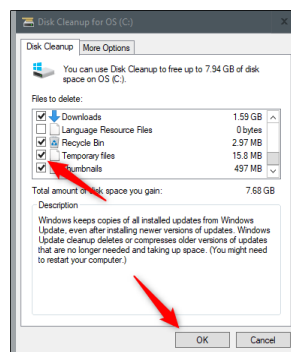
Once selected, Disk Cleanup will start [calculating how much space you can free up](#) on the operating system drive (C:).



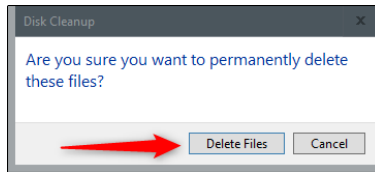
The Disk Cleanup for OS (C:) will now appear. Scroll down and check the box next to “Temporary Files.” You can also choose to delete files from other locations, such as “Recycle Bin” or “Downloads.” Once you’ve selected what you’d like to clear, click “Clean Up System Files.”



Once Windows calculates the amount of storage space that will be freed up, you'll be brought to the same page again. This time, select the files and locations a second time that you'd like to delete and then click “OK.”



A warning will appear, prompting you to confirm you are sure you want to permanently delete the files. Select "Delete Files."



Disk Cleanup will now clean up unnecessary files on your machine. This process could take several minutes. If you want to clear your Windows 10 PC's [DNS](#) cache click on the link below.

<https://www.howtogeek.com/679171/how-to-clear-your-cache-in-windows-10/>



How to Test Surround Sound Speakers on Windows 10

<https://www.howtogeek.com/696744/how-to-test-surround-sound-speakers-on-windows-10/>

Got a new speaker system and want to test it out to see how it will sound before hooking it up to your TV or audio system? You can use your W10 computer to do just that. Ctrl + Click on the link above and follow the directions.



Torrenting

What is Torrenting? Is it Safe? Is it illegal?

<https://www.comparitech.com/blog/vpn-privacy/is-torrenting-safe-illegal-will-you-be-caught/#:~:text=Torrenting%20is%20the%20act%20of,for%20other%20users%20to%20download.> Ctrl + Click to see entire article.

You may hear of people downloading movies or music from servers. If you have or do it yourself, please read the full article by clicking on the link above and the next one on VPN's.

Torrenting is the act of downloading and uploading files through the BitTorrent network. Instead of downloading files to a central server, torrenting involves downloading files from other users' devices on the network. Conversely, users upload files from their own devices for other users to download.

Torrenting is often associated with piracy because it's frequently used to share files that are protected by copyright, including movies, games, music, and software. However, torrenting has many legitimate uses as well, such as lessening the load on centralized servers by distributing the hosting burden among users.



What Is a VPN, and Why Would I Need One?



CHRIS HOFFMAN @CHRISBHOFFMAN
UPDATED OCTOBER 15, 2020, 11:42AM EDT

<https://www.howtogeek.com/133680/htg-explains-what-is-a-vpn/>

A VPN, or Virtual Private Network, allows you to create a secure connection to another network over the Internet. VPNs can be used to access region-restricted websites, shield your browsing activity from prying eyes on public Wi-Fi, and more. These days VPNs are popular, but not for the reasons they were originally created. They originally were just a way to connect business networks together securely over the internet or allow you to access a business network from home. VPNs essentially forward all your network traffic to the network, which is where the benefits – like accessing local network resources remotely and bypassing Internet censorship – all come from. Most operating systems have integrated VPN support.

In remarkably simple terms, a VPN connects your PC, smartphone, or tablet to another computer (called a server) somewhere on the internet and allows you to browse the internet using that computer's internet connection. So, if that server is in a different country, it will appear as if you are coming from that country, and you can potentially access things that you couldn't normally.

So how does this help you? Good question! You can use a VPN to:

- Bypass geographic restrictions on websites or streaming audio and video.
- Watch streaming media like Netflix and Hulu.
- Protect yourself from snooping on untrustworthy Wi-Fi hotspots.
- Gain at least some anonymity online by hiding your true location.
- Protect yourself from being logged while torrenting.

Many people these days are using a VPN for torrenting or bypassing geographic restrictions to watch content in a different country. They are still particularly useful for protecting yourself while working at a coffee shop, but that's hardly the only use anymore.

Ctrl + Click on the link above for the authors suggestions for VPNs.



USB-C explained: How to get the most from it (and why it keeps getting better) By Nancy

You've probably noticed something strange about many of the latest phones, tablets, and laptops at your company: The familiar rectangular Type-A USB ports are gone, replaced by smaller oblong connectors. USB-C has taken over at work, at home and at school.

While many iPhone and iPad models stick with Apple's proprietary Lightning connector, USB-C is now part and parcel of most laptops, phones and tablets made today. Even the latest MacBooks and Chromebooks are part of the movement to USB-C.

What is USB-C?

USB Type-C, usually referred to as just USB-C, is a relatively new connector for delivering data and power to and from computing devices. Because the USB-C plug is symmetrical, it can be inserted either way, eliminating the frustrations of earlier USB ports and putting it on a par with Apple's reversible Lightning plug.

This alone makes it a hit for me, but USB-C is closely linked to several powerful new technologies, including Thunderbolt and USB Power Delivery, that can change how we think about our gear and working in the office, on the road or at home.



Melissa Riofrio/IDG


The Type-C USB port (second from left) on this Acer laptop is noticeably smaller than the two older Type-A USB ports to its right.

Most USB-C ports are built on the second-generation USB 3.1 data-transfer standard, which can theoretically deliver data at speeds of up to 10Gbps — twice as fast as USB 3.0 and first-gen USB 3.1, which both top out at 5Gbps. The key is to get devices that say, “USB 3.1 Rev 2,” “USB 3.1 Gen 2,” “SuperSpeed USB 10Gbps,” or “SuperSpeed+” to get support for the faster spec.

Confusing matters more, the current USB 3.2 standard is mostly a restatement of USB 3.1 specs. For instance, USB 3.2 Gen 1 and 2 are the same as USB 3.1 Gen 1 and 2. The new spec that's actually noteworthy is USB 3.2 Gen 2X2, which has a pair of 10Gbps lanes of

data traffic available for a total of 20Gbps. So far, however, it hasn't caught on with device manufacturers, so it's hard to find it on any devices in the wild. That might change in the coming year as new controller chips come out.

To make sure the data gets through at higher speeds, always get high-quality cables. They will often have the SuperSpeed logo and a "10" on them to show they're capable of moving 10Gbps. The good news is that there's a good chance that this spaghetti bowl of cable standards could disappear with the next rev of the USB spec with a universal USB cable.



Google's Chromium browser explained

Chrome is the most popular browser in the world, but there would be no Chrome or Edge without Chromium, the open-source project that underpins it. Here's what Chromium is, where you can download it, how it shapes your online experience, and — if you hate it — how to get rid of it. But it is the backbone of the future of the browser.



By [Gregg Keizer](#)

Senior Reporter, Computerworld | NOV 9, 2020 9:06 AM PST

[HTTPS://WWW.COMPUTERWORLD.COM/ARTICLE/3261009/GOOGLES-CHROMIUM-BROWSER-EXPLAINED.HTML?UTM_SOURCE=ADESTRA&UTM_MEDIUM=EMAIL&UTM_CONTENT=TITLE%3A%20GOOGLE%27S%20CHROMIUM%20BROWSER%20EXPLAINED&UTM_CAMPAIGN=COMPUTERWORLD%20US%20FIRST%20LOOK&UTM_TERM=COMPUTERWORLD%20US%20EDITORIAL%20NEWSLETTERS&UTM_DATE=20201112183027&HUID=](https://www.computerworld.com/article/3261009/googles-chromium-browser-explained.html?utm_source=ADESTRA&utm_medium=email&utm_content=title%3A%20GOOGLE%27S%20CHROMIUM%20BROWSER%20EXPLAINED&utm_campaign=COMPUTERWORLD%20US%20FIRST%20LOOK&utm_term=COMPUTERWORLD%20US%20EDITORIAL%20NEWSLETTERS&utm_date=20201112183027&huid=)

While the names are similar — Chrome and Chromium — the labels represent two different **web browsers**. But they are related.

One leads to the other. One is open-source, the other is not — not really. One dominates the world's browser **landscape**, like a single huskie dominates a team of Chihuahuas on the Iditarod. The other is

used by less than 0.03 percent of all those who ran a browser last month.

Computerworld has put Chrome and Chromium — and Microsoft's new Edge, too — under the magnifying glass to better understand what Chromium does and how it figures into the development of its offspring. Here's what you need to know to better understand them both.

Remarkably interesting article about the future of the browser. Ctrl + Click the link above to find out who wins.



Dishy McFlatface By Nancy

SpaceX is building the Starlink satellite constellation in low Earth orbit to beam internet globally. To date, the company operates roughly 960 satellites out of over 4,000 it plans to deploy. A Starlink Beta test program is active in portions of northern United States and Canada. By 2021, SpaceX aims to provide internet coverage worldwide, primarily in areas on Earth where broadband connection is limited and completely unavailable. Starlink customers receive internet via a phased-array antenna dish that SpaceX nicknamed "Dishy McFlatface." You must say this company (SpaceX) has a sense of humor. Because the constellation is not as large to have the capacity to service many customers, SpaceX is selecting its customers by location until more satellites are deployed. SpaceX plans to begin offering beta service to more customers in late-January. You can sign-up via [Starlink.com](https://starlink.com) to get informed when the service is available in your city. The waiting list is building.

SpaceX engineers recently shared how the antenna dish is capable of locating the satellites in orbit-- "The Starlink actually has no knowledge of the satellites when it powers on; the constellation is updating all the time so this would be difficult to keep up to date," they said, "The Starlink is able to electronically scan the sky in a matter of milliseconds and lock into the satellite overhead, even

though its travelling 17,500 mph overhead. When it detects a satellite the Starlink hones in on its position and makes a request to join the internet. After that, the dish can download a schedule of which satellites to talk to next and with that, it can point right at the satellites when the time comes," the engineers shared via Reddit.

<https://www.tesmanian.com/blogs/tesmanian-blog/starlink-teardown>

This is the link to the hour-long video of the antenna tear down for the electronic geeks.



Anyone have Questions



The Club has heard from members seeking help with specific tasks at the Repair Shop. So far, we have been able to connect members with people who can come to their aid. But we may not know about many of you.

Are you stuck trying to figure out an Excel formula?

Do you need help formatting a Word document?

Do you have questions about settings in Windows 10 or Mac OS?

Do you need help with your Android smartphone or iPhone?

Do you have special skills or knowledge that you can use to help other club members?

If your answer is 'Yes' to any of the above, just reply to

communications@lakegastoncc.org

No guarantees, but we will do our best to connect people who have questions with people who may have some answers.

Please **DON'T** reply to this email but to the above email address.

Thanks



My Email Has Been Hacked, How Do I Fix It? 7 Things You Need to Do NOW! By Gary

Someone, somewhere, has gained access to your email account and is using it to send [spam](#), access your other online accounts, hassle your contacts, and more. Sometimes passwords are changed, sometimes not. Sometimes traces are left, sometimes not. Sometimes everything in the account is erased — including contacts and saved email — and sometimes not.

If that's happening to you, your email account has been hacked. There are several steps you need to take to fix it and prevent it from being hacked again.

1. Recover your account.
2. Change your password.
3. Verify and/or change your account recovery information.
4. Check your out-of-office messages, auto-responders, forwards, and signatures.
5. Check all related accounts for possible compromise.
6. Let your contacts know.
7. Start backing up.
8. And perhaps above all: learn from the experience so it doesn't happen again.

To read the full AskLeo article, copy this link into your browser:

<https://askleo.com/email-hacked/>

To view the AskLeo video, copy this link into your browser (then click to skip the ad):

https://www.youtube.com/watch?v=T_Xv_dD2CIQ&feature=youtu.be



Apple Tidbits by Paul

Apple has a new iPad Air that deserves a close look. It has all the power you need to do almost Anything you might want to do. It uses Apples new A14X processor, has Touch ID and offers a 12-megapixel rear camera. This is said to be the best iPad you can buy at this time.

Accessories include the Apple Pencil, the iPad Folio case, and the iPad Magic Keyboard with trackpad.

Apple's bestselling Macs are its laptops, the MacBook Air, and the MacBook Pro. So, it was logical to put the new M1 system on chip on these machines. But Apple also put it in the Mac mini. After testing one thing was perfectly clear: at \$699, the M1 Mac mini is a tremendous value. You get huge bang for your buck, especially for anyone who has had minis in the past. The \$699 mini has an 8-core M1 SoC, system on a chip, with an 8-core GPU and 8GB of RAM and a 256GB SSD. The M1 is offered with either 8 or 16GB of RAM. I am considering a mini in the near future when my iMac will no longer update to the next version of MacOS.

Mac OS Big Sur is out with a neat new look and several much-needed additions to Safari as well as an i it and have had no problems after install.



iPhone Virus Warnings & Scams: How to Get Rid of Fake Security Alerts on Your iPhone by Gary

You're browsing a website on your iPhone when suddenly a pop-up appears. "Warning! iOS Security Breach! Virus detected on iPhone" or "iPhone virus scan has detected six viruses!" Well, that's alarming! Luckily, there's a number to call and get everything sorted out, right?

But wait; don't call that number! Virus warnings and Apple security alerts like these are scams designed to get you to tap on a link or call a number. If you fall for it, your iPhone can be infected with malware, or you may be tricked into giving away personal data over the phone. When you see an iPhone virus warning like this, do not tap on it or call any phone numbers associated with it. But now what? How can we get these bogus iPhone virus removal pop-ups off the screen so we can use our devices again?

As mentioned above, the first thing you want to do if you get a virus warning in a pop-up is to remember that Apple doesn't send out messages like these; don't tap on it or call any numbers listed on a pop-up. Also—and this is important—don't even tap on the pop-up to close it! Some pop-ups seem to have an X or Close option that only resembles a close button but will actually direct you to the phishing site. Instead:

1. Close the Safari tab or window that the pop-up appeared in.
2. Then, open the Settings app on your iPhone.
3. Toggle on Airplane Mode; this temporarily disconnects your phone from the internet, so you can reset Safari while blocking unwanted access to your iPhone.
4. Scroll down within Settings and tap Safari.
5. Tap Clear History and Website Data.
6. While in Safari Settings, it's a good idea to make sure Block Pop-ups and Fraudulent Website Warning are also toggled on.
7. Tap Settings, then toggle Airplane Mode back off.
8. Now you can open Safari again; at this point, virus scams shouldn't be appearing anymore. If you didn't click on or interact with the fake virus warning, all should be well with your iPhone.



Searching for files and folders in Windows 10 by Gus

Knowing that everyone has one time or another lost track of a file and or a folder.

This can be very frustrating because you know where you put it... or did you. Microsoft has designated certain folders that files and sub-folders can be stored in. These are generally referred to as "Libraries", they are Documents, Pictures, Music and Videos. You create a file in a word program, and you would generally save that file to Documents or a sub folder within Documents.

Time goes by and you would like to retrieve that file, but you can't remember where you put it. Well, Windows 10 has ways and means of finding that file.

If you remember the name you gave the file, this becomes quite easy. The traditional way to locate a file in Windows is the **Search** item on the **Start** menu. Windows 10 makes this simple. Click on the **Start** button and just start typing the name of the file, or some portion thereof. The same thing can be accomplished by just clicking on the **Windows key** on the keyboard and that will open the Search box.

Another means of finding a file or folder is to open File Explorer (located on the Task Bar). This App will show all the folders and files located on your computer. You can initiate a search within File Explorer by selecting a folder you want to search and in the upper right corner insert the name of the file it will show everything saved in that folder that corresponds to the name of the file. You can open a document directly from the search results by double-clicking on it; open the folder containing the file, by right-clicking on it and clicking on **Open file location**; or copy or move the file as you like.

It's not a last resort but you can always check the Recycle Bin, it's amazing how some files inadvertently get in the Bin, but it does happen, so check it.



To get ready for the upcoming holiday season our Programs Chair, Rob Lenahan has prepared a List of Holiday Movies and Programs. We all hope you have time to enjoy some of these memorable treats.

HOLIDAY MOVIES AND PROGRAMS

TOP 20:

- 1. Santa Claus is Coming to Town**
- 2. Miracle on 34th Street**
- 3. Elf**
- 4. Frosty the Snowman**
- 5. Rudolph the Red-Nosed Reindeer**
- 6. The Polar Express**
- 7. The Grinch**
- 8. Home Alone**
- 9. The Muppet Christmas Carol**
- 10. It's a Wonderful Life**
- 11. National Lampoon's Christmas Vacation**
- 12. A Charlie Brown Christmas**
- 13. A Christmas Story**
- 14. The Dog Who Saved Christmas**
- 15. The Santa Clause**
- 16. Frozen**
- 17. Mickey's Christmas Carol**
- 18. The Snowman**
- 19. The Nightmare Before Christmas**
- 20. A Christmas Carol**

“Rudolph the Red-Nosed Reindeer” ranks highest among the most beloved holiday movies, followed by “A Charlie Brown Christmas” and “How the Grinch Stole Christmas,” according to a Morning Consult/The Hollywood Reporter poll. Those three movies made the poll’s “nice” list, pulling in the highest percentages of warm happy Christmas opinions. Also, on the list? “Home Alone,” the troublemaker comedy. “Frosty the Snowman” has an 80% favorability ranking, “A Christmas Story” polled at 76% and “Miracle on 34th Street” scored 69% favorable feelings from those polled.

Netflix has a whole category of holiday movies and programs for the family. Many of these programs are available to stream on Amazon Prime and Disney +.