

Club Bytes



Brought to you by the Lake Gaston Computer Club



Word of the Month – Trusted Platform Module (TPM)

Nancy Nicholson

Windows is the most popular OS in the world, and that has made it a relatively easy target for hackers. Microsoft is hoping to make the life of hackers just that little bit harder. So, they have developed Windows 11 with a new twist to the OS and TPM 2.0 is part of the change. The changes will make the system more secure.

“Windows 11 raises security baselines with new hardware security requirements built-in that will give our customers the confidence that they are even more protected from the chip to the cloud on certified devices.” TPM 2.0 is not only the new requirement. Your processors must be at a certain level to handle the increased processing demand. Microsoft has a program you can run to see if your computer is ready for Windows 11. They just put out a new listing so W10 computers could run W11. But you may not get the speed you want. When available all new computers purchased with W11 have the hardware included to handle the software.

*The requirements for Windows 11 changes almost daily so the Club has decided we will not give guidance to our members until we are sure Microsoft has finally issued a solid plan. Do **not** panic Windows 10 is still good for another 3-4 years.



Windows 10 update brings back everyone's least favorite pop-up alert [Joel Khalili](#)

Bing is back in your Windows 10 notification tray

Microsoft has pushed out an update that appears to have triggered the return of an infamous [Windows 10](#) pop-up alert.

In recent days, Windows 10 users have started receiving a pair of new alerts promoting Microsoft Bing, the company's search engine. "Microsoft recommends different browser settings. Want to change them?" the pop-ups read.

The Bing alerts are thought to have been reintroduced as part of an update for [web browser](#) Microsoft Edge, which recently graduated to version 91, and are being served to Windows 10 users that do not search via Bing by default.

- Check out our list of the [best SEO tools](#) out there
- We've built a list of the [best on page SEO tools](#) available
- Here's our list of the [best SEO keyword research](#) services around

Windows 10 notifications

Microsoft has long struggled to gain a foothold in the search market with Bing, which has always played second (and sometimes even third) fiddle to Google.

According to the [latest data from Statcounter](#), just 2.29% of search queries are made via Bing worldwide, as compared with the dominant 92.26% share enjoyed by the market leader.

With Windows 10 now installed on [more than one billion devices](#) worldwide, Microsoft is aiming to capitalize on the operating system's massive install base to give Bing a boost in the rankings.

The new Bing pop-ups reportedly promote a handful of different attributes and features. The first focuses on the newsfeed and security features, while the second claims users can save money by using Bing, courtesy of an integration with the Microsoft Rewards program.

The alerts give users the option to either temporarily dismiss the pop-up or make the switch to Bing, but do not provide a simple way of disabling future pop-ups of this kind.

To do so, users will need to launch into Microsoft Edge and enter “edge://flags” into the URL bar, which will open up a list of “experimental” features. To block future notifications, deactivate the “Show feature and workflow recommendations” flag.

How to Disable the "Recommended Browser Settings" Prompt in Microsoft Edge

To remove the prompt, all you need is access to the Edge browser.

1. Open Microsoft Edge on your computer.
2. Type **edge://flags** in the address bar and press **Enter**.
3. Search for a flag named **Show feature and workflow recommendations**.
4. Click the dropdown menu next to the flag and select **Enabled**.
5. Click **Restart** at the bottom.

And there goes the prompt away forever!



How to Lock Cells in Microsoft Excel to Prevent Editing

BEN STOCKTON

If you want to restrict editing in a Microsoft Excel worksheet to certain areas, you can lock cells to do so. You can block edits to individual cells, larger cell ranges, or entire worksheets, depending on your requirements. Here's how.

<https://www.howtogeek.com/739330/how-to-lock-cells-in-microsoft-excel-to-prevent-editing/>



How to Apply a Color Scale Based on Values in Microsoft Excel **SANDY WRITTENHOUSE**

We see color scales representing all sorts of things: temperatures, speed, ages, and even population. If you have data in Microsoft Excel that could benefit from this type of visual, it's easier to implement than you might think.

[With conditional formatting](#), you can apply a gradient color scale in just minutes. Excel offers two- and three-color scales with primary colors that you can select from, along with the option to pick your own unique colors.

<https://www.howtogeek.com/734938/how-to-apply-a-color-scale-based-on-values-in-microsoft-excel/>



How to Create Progress Bars in Excel With Conditional Formatting **EREZ ZUKERMAN**

Progress bars are pretty much ubiquitous these days; we've even seen them on some water coolers. A progress bar provides instant feedback on a given process, so why not bring some of that graphical pizzazz into your spreadsheet, using Excel's Conditional Formatting feature?

<https://www.howtogeek.com/howto/45677/how-to-create-progress-bars-in-excel-with-conditional-formatting/>



How to Use Conditional Formatting to Find Duplicate Data in Excel **SANDY WRITTENHOUSE**

Whether you obtain data from an external source or have someone performing data entry, mistakes can happen. If you're concerned

that you may have duplicate data in Microsoft Excel, you can find out quickly with conditional formatting.

<https://www.howtogeek.com/740183/how-to-use-conditional-formatting-to-find-duplicate-data-in-excel/>



10 Great Graphic Design Tools for Your iPad ERIC SCHOON

When it comes to graphic design, there's no need to be locked to your desktop anymore. There are loads of fantastic design tools on the App Store tailor-made for the iPad, so let's look at the best of the best you can download right now.

<https://www.reviewgeek.com/44669/10-great-graphic-design-tools-for-your-ipad/>



How to See How Big Your Mac's Internal Storage Is

BENJ EDWARDS

Data storage on your Mac is important—it determines how many apps, documents, photos, and videos your computer can hold locally. If you run into the upper limit, your Mac might not perform as well as you might hope. Here's how to check the size of your Mac's internal storage. <https://www.howtogeek.com/706653/how-to-see-how-big-your-macs-internal-storage-is/>




Apple Hates Fun, Says No More Windows 3.1 on iPads

BENJ EDWARDS

Say goodbye to DOS on the iPad. We demonstrated [how to install Windows 3.1 on an iPad](#) on July 12, 2021, and the media coverage that followed seems to have woken the sleeping giant in Cupertino. Now, Apple plans to pull the [iDOS 2](#) emulator from the App Store within two weeks.

Very interesting article from the developers on stifling development.

<https://www.howtogeek.com/743226/apple-hates-fun-says-no-more-windows-3.1-on-ipads/>



How to Use the App Library on iPad **SANDY WRITTENHOUSE**

For non-iPhone users who own an iPad, the App Library introduced with iPadOS 15 might be brand new. So, what is it and how do you use it? Here's everything you need to know about the App Library on iPad. <https://www.howtogeek.com/743030/how-to-use-the-app-library-on-ipad/>



How to Turn Off Apple AirPods **MAHESH MAKVANA**

Want to conserve battery life with your Apple AirPods (1st and 2nd gen), AirPods Pro, or AirPods Max? Technically, they have no power-off function. However, you can put them in low-power mode. We'll show you how to do that.

<https://www.howtogeek.com/743498/how-to-turn-off-apple-airpods/>



Apple's Plan to "Think Different" About Encryption

Opens a Backdoor to Your Private Life

BY [INDIA MCKINNEY](#) AND [ERICA PORTNOY](#)

Apple has announced impending changes to its operating systems that include new “protections for children” features in iCloud and iMessage. Child exploitation is a serious problem, and Apple isn't the first tech company to bend its privacy-protective stance in an attempt to combat it. But that choice will come at a high price for overall user privacy. There are two main features that the company is planning to install in every Apple device. One is a scanning feature that will scan all photos as they get uploaded into iCloud Photos to see if they match a photo in the database of known child sexual abuse material (CSAM) maintained by the National Center for Missing & Exploited Children (NCMEC). The other feature scans all

iMessage images sent or received by child accounts—that is, accounts designated as owned by a minor—for sexually explicit material, and if the child is young enough, notifies the parent when these images are sent or received. This feature can be turned on or off by parents.

<https://www.eff.org/deeplinks/2021/08/apples-plan-think-different-about-encryption-opens-backdoor-your-private-life>



Hackers Are Already Tricking Apple's iPhone Photo Scanner DAVE LECLAIR

There's been a lot of talk regarding [Apple's CSAM \(Child Sexual Abuse Material\) scanner](#). Now, the scanner is back in the news again, as it appears that [hackers](#) could be one step closer to tricking the CSAM scanner and creating false positives.

The Issue With Apple's CSAM Scanner

A [Reddit user](#) did some reverse engineering to understand Apple's NeuralHash [algorithm](#) for on-device CSAM detection. In doing so, they discovered a possible collision in the hash that could create false positives. A [collision](#) is a potential clash that occurs when two pieces of data have the same hash value, checksum, fingerprint, or cryptographic digest.

A coder named Cory Cornelius produced a [collision in the algorithm](#), which means they found two images that create the same hash. This could be used to create false positives, which would flag images to Apple as containing child abuse even if they're entirely innocuous.

While it certainly wouldn't be easy, there's the possibility that a hacker could generate an image that sets off the CSAM alerts even though it is not a CSAM image.

Apple does have layers designed to make sure the false positive doesn't cause an issue. For example, when an image is flagged, it must be reviewed by an actual person before it is sent to law enforcement. Before it even gets to that point, the hacker would need to gain access to the NCMEC hash database, create 30 colliding images, and then get all of them onto the target's phone.


That said, it's just another issue that comes up with Apple's CSAM scanner. There's been tremendous opposition already, and the fact that coders were able to reverse engineer it already is very concerning. Instead of a collision taking months to pop up, one was discovered within hours of the code going public. That's concerning.

Will Apple Do Anything?

Only time will tell how Apple addresses this situation. The company might backtrack on its plan to use the NeuralHash algorithm. At the very least, the company needs to address the situation, as confidence in [Apple's photo-scanning plan](#) is already low.



"I must ask Alexa too many questions. She said she can't answer any more because her throat is sore from talking."



"We don't own one of those fancy vibrating chairs, so we put all our phones on vibrate and put them behind his back, then we call them."



How to Delete Temporary Files on Windows 10

MARSHALL GUNNELL

Windows temp files, as the name implies, are temporary files created by certain programs when in use on your Windows 10 device. These files can quickly add up and consume [valuable storage space](#), so you may want to delete them.

Table of Contents

[Use Disk Cleanup](#)

[Delete Temp Files From the Settings App](https://www.howtogeek.com/743633/how-to-delete-temporary-files-on-windows-10/) [Manually Delete Temp Files](https://www.howtogeek.com/743633/how-to-delete-temporary-files-on-windows-10/)

<https://www.howtogeek.com/743633/how-to-delete-temporary-files-on-windows-10/>




Why You Should Use Multiple Web Browsers

CHRIS HOFFMAN

If you think you just need a single web browser, think again. We recommend using multiple web browsers on your computer, especially if you work and perform personal tasks on the same system. Here's why you should consider adding another web browser to your daily rotation.

<https://www.howtogeek.com/747903/why-you-should-use-multiple-web-browsers/>



How to Hide Apps on Android

JOE FEDEWA

Everyone has apps they may not want other people to know they use. That's why many Android home screen launchers allow you to hide apps. We'll show you how to set it up so you can keep prying eyes away.

<https://www.howtogeek.com/745248/how-to-hide-apps-on-android/>

Is it Safe to Allow Remote Access?

Gary Holder

Remote access is a useful tool to allow a trusted individual access to your computer for support or other purposes. The key is that you must know and trust the individual, just as you would if you handed the computer to them. NEVER allow remote access to someone whom you don't know or who contacts you.

To read the full AskLeo article:

Copy this link and paste it into your browser or Ctrl + Click to follow link.

<https://askleo.com/allow-remote-access/>

To view the AskLeo video:

Copy this link and paste it into your browser or Ctrl + Click to follow link.

<https://www.youtube.com/watch?v=oxKrJ9YCGKU>

Tell Your Relatives: No, Microsoft Won't Call You About Your Computer

Gary Holder


"Hi, I'm from Microsoft and we've noticed your computer has a lot of viruses." This is how the Microsoft tech support scam starts. By the end, the victim has probably paid hundreds of dollars and had their computer infected.

This cold-calling telephone scam has been going on since 2008 but shows no sign of going away. If you have any relatives who might fall for it, be sure to let them know Microsoft won't actually call them.


This scam isn't just for Windows PCs. A new scam offers "Mac Technical Support" that works in a similar way, demanding access via a remote-desktop tool and requiring payment to fix non-existent problems.

Just to be very clear, anybody who ever calls you saying there is a problem with your PC is a scammer (no matter who they tell you they are). **Just hang up the phone.**

To read the full article: Copy this link and paste it into your browser or Ctrl + Click to follow link. <https://www.howtogeek.com/176605/tell-your-relatives-no-microsoft-wont-call-you-about-your-computer/>



"My instinct is to bury things to keep them safe. If you're looking for your phone and computer, they are about 3 feet in the ground. You're welcome."



"I don't care about the tooth fairy. I put my old phone under my pillow so I get a visit from the phone fairy."

Scam alert

Spot the Difference?

maybank2u.com is not the same as
maybank2u.com

citibank.com is not the same as
citibank.com
(the first one is correct, the second one
is from hackers)


The "a" in the later url is a cyrillic
alphabet.

An average internet user can easily fall
for this. Be careful for every mail
requiring you to click on a link.

Gary Holder

Vultur is the name of a new malware that is on Android devices and uses a new technique to steal banking credentials. They use overlays; where an image is pasted over the top of an application's login page and data from it is then routed to the hackers. In this new threat, the Vultur software instead uses code to recognize when a data entry form is being used, takes a screen grab, and then begins keylogging. All of the data captured by the malware is then routed to a site specified by its creators. It has been in Europe but recently found in the US. It was reported on the Today show several weeks ago. BE ALERT. Nancy Nicholson





CHROME, EDGE, FIREFOX, OPERA, OR SAFARI: WHICH

BROWSER IS BEST? [By PCMag](#)

The web browser is celebrating its 30th anniversary this year and while you may take yours for granted, investigating your browser choices is definitely worthwhile. Below, we compare the top players on various aspects of speed, privacy, and other important features to help you choose the right one for you.


<https://flipboard.com/@pcmag/chrome-edge-firefox-opera-or-safari-which-browser-is-best-gtd4n1prl4hs18h>



Why Your Smart Home Needs a Wi-Fi 6 Router **Josh Hendrickson**

If you have dozens of Wi-Fi devices in your smart home, you might have noticed the network getting slower and slower. You might have upgraded to a mesh system and still struggled to keep everything running. That's because most smart devices now cause network congestion, and there's only one good solution—a Wi-Fi 6 router.

<https://www.reviewgeek.com/72192/why-your-smart-home-needs-a-wi-fi-6-router/>





Wi-Fi Extender vs. Mesh Network: What's the Difference?

IAN PAUL

A range extender is usually a box that plugs directly into an outlet “wall wart”-style. It may or may not have external antennas, and as the name implies, it extends the range of your Wi-Fi network.

Mesh networks are often referred to as systems that “blanket” your home in Wi-Fi. A mesh system is made up of a source router and additional “satellite nodes” that can be placed around the home. The number of nodes you need depends on the size of your home and the coverage the particular system covers.

Want to learn more? <https://www.howtogeek.com/714781/wi-fi-extender-vs.-mesh-network-whats-the-difference/> Ctrl + Click to read the full article.

GOOGLE’S “BACKUP AND SYNC” WILL STOP WORKING AT THE END OF SEPTEMBER

Launched in 2017, [Google's Backup and Sync app](#) was its way of tying your desktop computer or laptop into Google Drive and Google Photos so that you could, as the name suggests, back stuff up and sync the data on your devices. That application is now being retired in favor of a new “[Drive for Desktop](#)” app. Backup and Sync will stop working completely this year, and the rollout of the new **Drive for Desktop app** has already begun.

It's probably not much of a surprise. Google's cloud stuff is always “evolving” despite what a pain it can often be for its users and it's already [changed Photos around quite a bit lately](#). The new Drive for Desktop application offers a couple of perks over the existing app, although some are only available if you're part of a team.

PLEASE click on the link and read the information so you will be prepared if you use Google Drive to backup your photos and documents.

<https://www.diyphotography.net/googles-backup-and-sync-will-stop-working-at-the-end-of-september/>



How Do IP Addresses Work? **WALTER GLENN**

Every device connected to a network—computer, tablet, camera, whatever—needs a unique identifier so that other devices know how to reach it. In the world of TCP/IP networking, that identifier is the Internet Protocol (IP) address.

If you've worked with computers for any amount of time, you've likely been exposed to IP addresses—those numerical sequences that look something like 192.168.0.15. Most of the time, we don't have to deal with them directly, since our devices and networks take care of that stuff behind the scenes. When we do have to deal with them, we often just follow instructions about what numbers to put where. But, if you've ever wanted to dive a little deeper into what those numbers mean, this article is for you.

<https://www.howtogeek.com/341307/how-do-ip-addresses-work/>



How to Restart an Amazon Fire Tablet **JOE FEDEWA**

It's not unusual for gadgets to occasionally act up. The same can be said for Amazon's affordable [Fire Tablets](#). Sometimes all you need to do is simply restart the device. We'll show you how it works on a Fire tablet.

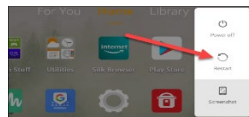
There are a lot of [reasons why a device may need to be restarted](#), and it doesn't just apply to Fire Tablets. If your tablet seems slower than usual, isn't responding to touch, or just seems "off," try restarting before trying more advanced solutions.

How to Reboot a Fire Tablet With the Power Button

The first method is the easiest. First, locate the device's physical power button and hold it down until a menu appears on the screen.



You'll see options for "Power Off" and "Restart." The one we want right now is "Restart."



That's all there is to it.

But what if the touchscreen isn't working? That means you won't be able to tap the "Restart" option. In this case, we'll need to force a reboot.

How to Force a Reboot on a Fire Tablet


Locate the power button and hold it down for at least 20 seconds. Let go when the screen goes black.



Wait a few seconds, and then press and hold the power button to turn the tablet back on. The device should power on like normal.

That's it! Restarting is not always the magic cure, but it can solve a lot of little issues. Give it a try the next time things don't seem to be working quite right.

The Exciting History of the Exclamation Point!



The history of the exclamation mark is more of a question mark. Though the symbol has been spicing up language and adding enthusiasm to sentences for a long time, its origins are still a bit murky. Let's look at what we do know about this excitable punctuation! *Disclaimer:* Please use this very exciting punctuation mark sparingly and judiciously.

The Exclamation Point's History

Something similar to the exclamation point was seen in a manuscript from 1399, written by Florentine chancellor Coluccio Salutati. In that manuscript, the symbol appears to be the Latin interjection *lō* (meaning joy), but the scribes placed the "l" over the "ō."

Iacopo Alpoleio da Urbisaglia was the first person to claim to have invented the exclamation point. This 14th-century Italian poet wrote *Ars punctuandi*, which translates to *The Art of Punctuating*. His name for the exclamation point was the "admiration point." Skip forward a few hundred years and the exclamation point is servicing its excitable purpose for writers. A rumor goes that Victor Hugo, desperate to know the sales of *Les Misérables*, sent his agent a telegram consisting of only a question mark. As telegrams were priced by the character, the agent conveyed the rousing success with a single exclamation point.

Other writers have not been so appreciative of the expressive punctuation. According to F. Scott Fitzgerald, "Cut out all those exclamation marks. An exclamation mark is like laughing at your own jokes." In Terry Pratchett's "Discworld" series, a character claims, "Multiple exclamation marks are a sure sign of a diseased mind." He elaborates in a later edition, "And all those exclamation marks, you notice? Five? A sure sign of someone who wears his underpants on his head."

The Exclamation Point in Print

While the exclamation point was popular in print, it didn't make its way onto typewriters and keyboards until the 1970s. Prior to the '70s, you would have to create it manually, by typing a period, then

backing up and placing an apostrophe over the period — sort of like a semicolon flipped upside down.

The exclamation point doesn't always stand alone. If you want to express extreme surprise and confusion (*Say what?!*), insert the interrobang by combining the exclamation point and the question mark. "Interro" comes from "interrogation" and "bang" is what high-powered business folk would shout out to secretaries taking dictation to indicate an exclamation point.

As we've learned, some writers would advise to limit your exclamation points, but if you're writing in Spanish, you get double the fun. If you are going to end your sentence with an exclamation point, you must begin with an inverted exclamation point. *¡Que increíble!*

So, you can either be sparingly and judicious, or go around with your underpants on your head. That is unless you write in Spanish.



The 5 Best Trip Planning Apps for Headache-Free Travel

Jennifer Allen

Planning a trip can be complicated, and juggling flight reservations and hotel bookings are often only the start of it. Fortunately, there are apps out there to take the stress out of things. Here's the best of the bunch to help make trip planning painless.

Update, 8/18/21: *Verified all picks for accuracy. Replaced two outdated picks (Triphobo and Tripcase) with two better and more current options (Kayak and TripAdvisor. Added a note about Google Trips. Various formatting changes to match the current site style.*

Whether you're planning a business trip or a vacation to get away from the office and enjoy some relaxation, these apps have features that make trip planning easy—from tracking your flights to suggesting local sights. These apps are available for both iOS and Android devices; they are all free to use, though some offer premium tier perks as well.

<https://www.reviewgeek.com/2884/the-6-best-trip-planning-apps-for-headache-free-travel/>



13 Essential Apps Every College Student Needs

SUZANNE HUMPHRIES

I know that many of us do not have children going off to college this semester, but we may have grandchildren that could benefit from this article. Plus, some of these apps may be helpful to us. Take a peek.

[Learn \(or Better Understand\) Concepts: Khan Academy](#)

[Brush Up on Literature: SparkNotes](#)

[Study for Your STEM Courses: Wolfram Alpha](#)

[Learn a Language: Duolingo](#)

[Free Email, Calendar, & Word Processor: Google](#)

[Take Notes and Make To-Do Lists: Evernote](#)

[Fantastic Helpful Flashcards: Quizlet](#)

[Improve Your Writing: Grammarly](#)

[Log Calories and Exercise: MyFitnessPal](#)

[For Budgeting Your Money: Mint](#)

[Scan and Digitize Your Documents: Adobe Scan](#)

[Fast Food \(and More\) Delivered: Postmates](#)

[Free Emotional Support and Counseling: 7 Cups](#)

<https://www.reviewgeek.com/53488/13-essential-apps-every-college-student-needs/>



How to Remove Section and Page Breaks in Microsoft Word

MARSHALL GUNNELL

[Section breaks](#) and page breaks are great formatting features in Microsoft Word, but they can sometimes cause issues, such as creating too much white space. Here's how you can quickly remove them on Windows 10 and Mac.

<https://www.howtogeek.com/742187/how-to-remove-section-and-page-breaks-in-microsoft-word/>



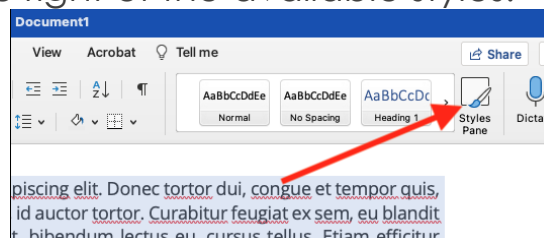
How to Clear Formatting in a Microsoft Word Document

Document **LORI KAUFMAN**

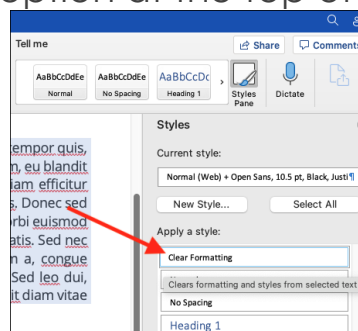
If you've applied various formatting changes to the content in your document, and they either don't work or you want to start over, you can easily clear formatting from selected text in Microsoft Word. We'll show you a couple of ways to do this.

Note: In Word, there is an overriding style attached to every paragraph, so any formatting changes made to paragraphs without changing the associated style may not stick. That's when you might notice that your formatting changes do not work.

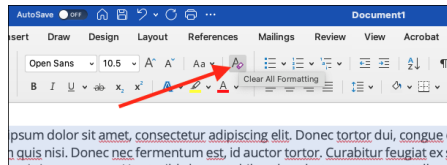
To clear formatting from content, select the text for which you want to clear formatting. To select all the text in your document, press Ctrl+A on Windows or Command+A on Mac. Make sure the "Home" tab is active. In the Styles section, click on the "Styles Pane" button found to the right of the available styles.



The Styles pane will pop up on the right side of your screen. Select the "Clear Formatting" option at the top of the list of styles.




The style for the selected content reverts to the "Normal" style. You can also select the content for which you want to clear the formatting and click the Clear All Formatting button in the Font section of the "Home" tab.




Even if you press Ctrl+A on Windows or Command+A on Mac to select all the content in your document, content in text boxes, headers, and footers has to be cleared of formatting separately.


If you cannot clear the formatting from any of the content in your document, the [document may be protected from formatting changes](#). In that case, you cannot clear the formatting or reformat the document until the password is removed.



"It's now a mobile device."



"All your friends' ringtones are set to something fun. Why is mine set to something that's creepy and gloomy?"



Facebook Launches Free Virtual Reality Meeting Tool

DAVE LECLAIR

Virtual meetings are becoming the norm for many companies. Facebook announced that businesses who own an Oculus Quest 2 headset can now have meetings in the company's Horizon

Workrooms. It's like getting together with your coworkers without any of the risks.

<https://www.howtogeek.com/749497/facebook-launches-free-virtual-reality-meeting-tool/>



Internet Problems? Here's How to Tell if It's Your ISP's Fault **KIPP BURROUGHS**

No one likes internet downtime. It can make you feel completely crippled in your ability to work or communicate, control your home, or monitor your security system. But in those situations, how do you tell who's to blame?

<https://www.howtogeek.com/740382/internet-problems-heres-how-to-tell-if-its-your-isps-fault/>



What Is Machine Learning? **DAVE MCKAY**

To learn a skill, we gather knowledge, practice carefully, and monitor our performance. Eventually, we become better at that activity. Machine learning is a technique that allows computers to do just that.

Can Computers Learn?

Defining intelligence is tough. We all know what we mean by intelligence when we say it, but describing it is problematic. Leaving aside emotion and self-awareness, a working description could be the ability to learn new skills and absorb knowledge and to apply them to new situations to achieve the desired outcome.

Given the difficulty in defining intelligence, defining artificial intelligence isn't going to be any easier. So, we'll cheat a little. If a computing device is able to do something that would usually require human reasoning and intelligence, we'll say that it's using artificial intelligence.

For example, smart speakers like the [Amazon Echo](#) and [Google Nest](#) can hear our spoken instructions, interpret the sounds as words, extract the meaning of the words, and then try to fulfill our request. We might be asking it to [play music](#), [answer a question](#), or [dim the lights](#). Machine learning underpins the majority of the artificial intelligence systems that we interact with. Some of these are items in your home like smart devices, and others are part of the services that we use online. Continue reading to find out what these networks are all about. <https://www.howtogeek.com/739430/what-is-machine-learning/>



"The reason they seem so small is because you have all 12,000 employees on your Zoom meeting."



"But the good news is I'm stuck on a cell tower, so I have a great signal for a change."